

Purchasing Ticket Only for Clients

When you book tickets be sure to inform your clients BEFORE booking of the following:

- Tickets are non-refundable
- Tickets are non-transferable
- You can always change dates but you may have an increase in payment required if that new dates ticket prices are more.

Please note when booking Disney Tickets:

- **Always always always check the park reservation calendar to ensure the parks are available for their travel dates!**
- Prices change so you want to book your clients tickets as early as possible.
- When entering into TESS please use the date of PURCHASE vs travel dates since Disney pays at time of purchase on Ticket Only bookings.
- Disney World pays out commissions for ticket purchase 3 days and more. 1-2 day day tickets are non-commissionable and solely up to you whether you wish to book them or not for your clients. Many agents do because it leads to future bookings but anything non commissionable does not warrant any planning services such as emails or help booking dining and park reservations.
- Disneyland pays out commissions for tickets purchases 2 days WITH Park Hopper and 3 days and more with or without Hopper. 1 day tickets are non-commissionable and solely up to you whether you wish to book them or not for your clients. Many agents do because it leads to future bookings but anything non commissionable does not warrant any planning services such as emails or help booking dining and park reservations.
- Disney will not show you your commission like booking a package. You must calculate it yourself. You can get your commission by taking the amount PRIOR to taxes and multiply by 8% (or whatever amount your tickets are worth which you can find on the DTA under the tab Training and Benefits and then Commissions.

Be sure to upsell them on anything they need. Memory Maker and Genie+ for example... it is much easier to add it upon purchase than to sit on hold a few hours and add it later 😊

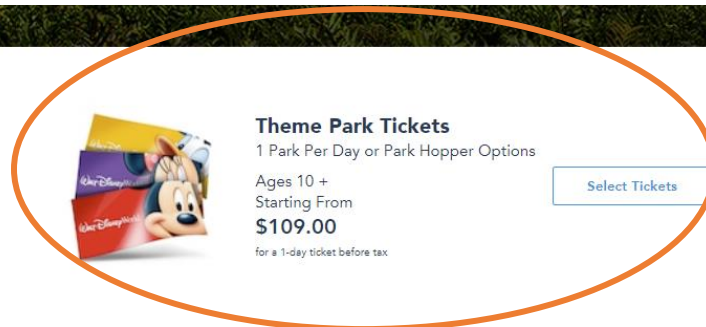
First log in and then select under “Destinations and Ticket Options”. See orange circle below.

The screenshot shows the Disney Travel Agents website interface. At the top, there are navigation tabs: "Reservations & Offers", "Marketing Tools", "Destinations", and "Training and Benefits". Below these, there's a search bar with "Destination & Ticket Options" selected. A dropdown menu is open, showing various options. The option "Walt Disney World Resort Tickets Only" is highlighted with an orange circle. Other options include "Walt Disney World Resort", "WDW More Great Accommodations", "Disneyland Resort", "DLR Good Neighbor Hotel", "Disney Cruise Line", "Aulani, A Disney Resort & Spa", "Disney's Hilton Head Island Resort", "Disney's Vero Beach Resort", and "Disneyland Resort Tickets Only". To the right of the dropdown, there are fields for "Dates" (Check In - Check Out), "Adults (18+)" (2), "Children" (0), "Hotel" (All Hotels), and a checkbox for "Accommodations". Below the search bar, there's a section titled "My Reservations" with a link to "View Reservation Center".

Now click “Find Prices”

The screenshot shows the Disney Travel Agents website interface. At the top, there are navigation tabs: "Reservations & Offers", "Marketing Tools", "Destinations", "Training and Benefits", and "My Disney Travel Agents". Below these, there's a search bar with "Destination & Ticket Options" selected. A dropdown menu is open, showing various options. The option "Walt Disney World Resort Tickets Only" is selected. To the right of the dropdown, there's a green button labeled "Find prices". Below the search bar, there's a section titled "My Reservations".

Choose the tickets you wish to purchase. Regular theme park tickets or specialty tickets for events. These options will change based on season.



Theme Park Tickets
1 Park Per Day or Park Hopper Options
Ages 10 +
Starting From
\$109.00
for a 1-day ticket before tax

Select Tickets

Explore Great Ticket Options



Special Events Tickets

Enjoy specialty entertainment, themed food and much more!



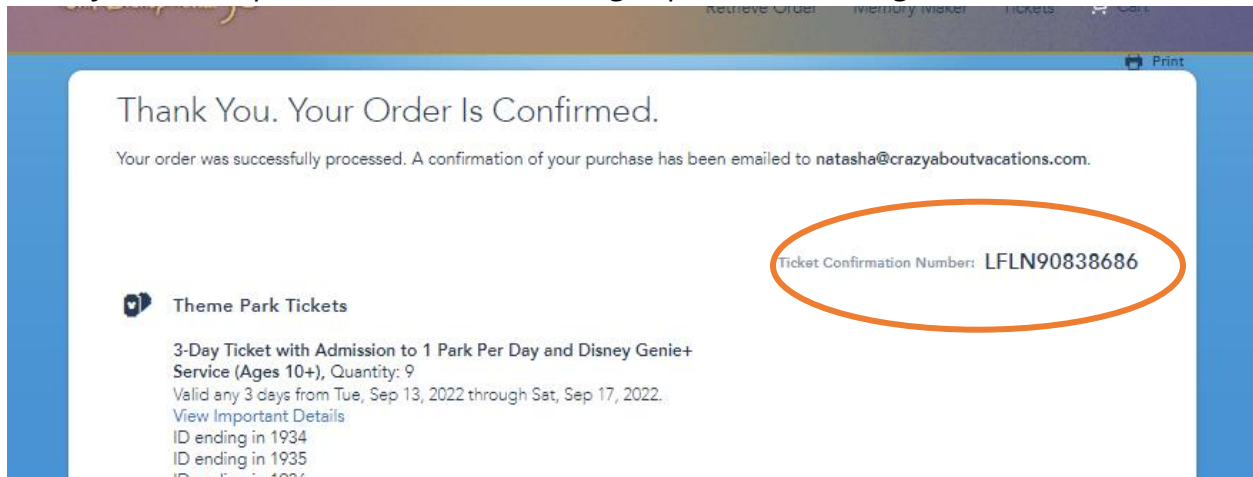
Water Park Tickets

Discover a fun-filled day for the whole family, keeping it cool at a Disney water park.

Follow steps based on your clients needs to select everything they need. DO NOT select Florida Resident ticket unless they reside in Florida and have a valid Florida license because Disney will require it upon ticket pickup.


Once you have the tickets purchased. Reminder ages under 3 are FREE for all tickets including specialty tickets... Disney WILL NOT refund you if you purchase an unneeded ticket and YOU will be responsible for paying them back if we cannot get it credited.


Once you book you will notate the conformation number on their file, this is what you will input in CRM in order to get paid. See orange circle below.



Commission is based off of the PRE tax amount, so be sure to write down that amount on your file and then calculate your commission off that.


ID ending in 1933

 **Memory Maker**
Memory Maker – Advance Purchase, Quantity: 1
[View Important Details](#)

 Hide Details

Price and Payment Summary

Order Date: May 23, 2022

 \$4,617.93 was charged to your Visa ending in 6109.

| | |
|-------------------|----------------|
| Price | \$4,346.40 |
| Tax | \$271.53 |
| Delivery | \$0.00 |
| <hr/> | |
| Total Payment Due | \$4,617.93 |
| <hr/> | |
| Total Order Price | \$4,617.93 USD |
| <hr/> | |
| Payment Today | - \$4,617.93 |
| <hr/> | |
| Balance Due | \$0.00 USD |

Once purchased please scroll down to the end of the confirmation page and select "Print your Will Call Sheet". Save this under their file because you will need to include this in their final folder... this is their ticket that the ticket kiosk will ask for. Please always also email this to the client because many times they forget their folders!

See red circle below.

You can not only download your own Disney PhotoPass photos, but also those of up to 25 members of your Family & Friends who share media with you.



Memory Maker Is Accessed Online

If you're signed in when you purchase Memory Maker, it can be accessed by visiting Disney PhotoPass. If you're not signed in, you'll first need to claim your Memory Maker by visiting My Disney Experience.



Remember to Save Your Photos

Please download all your Disney PhotoPass photos and videos before they expire (45 days from the date they're taken). Once they expire they can no longer be purchased or downloaded.



What's Next?

Discover all there is to do and personalize your dream vacation.



Print Your Will Call Sheet

The instructions on your Will Call sheet will tell you what you need to bring to pick up your tickets. Just take these items, along with your sheet, to the Will Call window at the entrance to any Walt Disney World park on or after May 23, 2022.



Explore My Disney Experience

With tools that make it easy to plan, My Disney Experience allows you to personalize your dream vacation. Make dining reservations, view and download the photos that are yours with your purchase of Memory Maker, and much more.

Don't Forget! You Have to Make a Reservation

To enter one of the parks, in addition to valid admission, each Guest is required to make a theme park reservation via the Disney Park Pass system.